

Sporting Clays • Trap • Skeet

Celebrating  
**44**  
Years!


Hunting

# Shotgun Sports

America's Leading Shotgun Magazine

*Gun Test*

**FAIR Fossari**  
**Sporting**  
**BSR**



**Bartholow Brothers**  
**Doubles Tactics**

**Payload**  
**Control**





FABBRICA ARMI ISIDORO RIZZINI

# FAIR Fossari Sporting BSR



by Mark H. Taylor

**A**s a Pro Staff Shooter for Cabela's in Thornton, Colorado, I have guns shipped there when I need to receive them to do a review. The outfitters are always interested in what I'm receiving since it is usually something new or a prototype. When I went to retrieve the Fabbrica Armi Isidoro Rizzini (FAIR) Fossari Sporting BSR, one of the outfitters I have shot sporting clays with (and who is quite a good shot) asked what I was getting. When I told him it was the FAIR Fossari Sporting BSR, his response was "Are you kidding? I have always wanted to see one of those! Do you mind if I take a look at it?" After assembling it and handing it to him, he mounted it and swung it a few times (simulating shooting a crossing target), then handed it back to me and said, "Yes, for sure, this is my next gun." I thought to myself, if this person can emphatically state that after just holding the FAIR Fossari Sporting BSR for 30 seconds, then I cannot wait to shoot it and see what he sees in it.

*Photos courtesy of IFG-USA/FAIR (except where noted)*






The FAIR Fossari Sporting BSR comes in an emerald-green hard plastic case embossed with the name "Fossari" in gold. The inside of the case is lined with a velvet/felt material, and there are two sections. The bottom section is used to hold the stock/receiver and is fastened with a heavy-duty Velcro strap that goes between the pistol grip and trigger guard to secure it in place. A small cutout in the bottom section stores the choke-tube case, stock wrenches and FAIR-supplied gun oil. The top section is used to hold the barrel and forearm. Also in the top section is a small compartment which can embrace small items, like a gun rag or shooting gloves. The case is secured by three combination locks. A nice feature this case has is two hooks next to the combination locks which are used to hold a shoulder strap (stored in the small compartment in the top section).

The FAIR Fossari Sporting BSR assembles like almost all over/under shotguns. The Schnabel forearm uses the Deeley & Edge lever-pull release-style iron mechanism to attach to the barrels and receiver. Once attached, it is very solid, with no unwanted movement. This is not surprising as the overall wood-to-metal fit is outstanding on the entire shotgun.

The Fossari Sporting BSR I received has absolutely magnificent wood on the stock and forearm. The Monte Carlo stock has a four-way adjustable comb, and the adjustable comb hardware uses circular posts so the standard 'hardware-store' washers will slide for easy height adjustment. Since the Fossari Sporting BSR has an adjustable trigger with 1" of total adjustment, I shot it with the trig-


34 December 2022

*Accomplished sporting clays competitor Katie Lackey was impressed with the FAIR Fossari Sporting BSR. The excellent handling characteristics and many features of the Fossari CRX9 Sporting make this a very high-performing and extremely capable shotgun most shooters will find outstanding for clay-target disciplines. Photo by Mark H. Taylor*



*The Fossari Sporting BSR has a removable trigger group with the release button easily located at the back of the trigger group housing and is very easy to remove and insert.*

www.shotgunsportsmagazine.com



*Changing the rib position on either end of the Fossari is easy using the tool provided to push back on a spring and manually move the rib to the correct location.*

ger in the farthest back position and the Length Of Pull (LOP) measured 14½". The recoil pad measured 5/8", is made of hard black rubber and has a very slight curve to it. The curve in the recoil pad was shallow enough to ensure a solid

shoulder fit when using a static mount, yet still slides up comfortably when using a dynamic mount.


The Fossari Sporting BSR has inertia triggers with a very crisp break at 4 pounds for both barrels. It has a remov-

able trigger group with the release button easily located at the back of the trigger group housing and is very easy to remove and insert. The Sporting BSR uses coil springs, not leaf springs.

The model sent to me to review was



- Low profile Boss action receiver
- Removable/Selective trigger group
- Fixed or Adjustable rib options
- 30" or 32" Techni-choke barrels
- Affordably Priced




**Gray's  
Shotgun Cache**

(806)622-8142 • [www.mynewshotgun.com](http://www.mynewshotgun.com)

www.shotgunsportsmagazine.com

Shotgun Sports 35





Photos by Kim Kodl

At the 2022 Grand American, Susie and Doug Gray of Gray's Shotgun Cache displayed the fixed rib model of the FAIR Fossari Sporting.



the right-hand model, as it was very slightly cast-off and had a small palm swell on the right side of the pistol grip. The checkering on the pistol grip and forearm is moderate in overall feel — very well-suited to prevent grip slippage when hands are moist or when a shooter is wearing gloves.

The trigger on the Fossari Sporting BSR is a single selective trigger, with the selector mechanism built into the safety button. The safety/barrel selector (for which barrel fires first) is situated right behind the top lever. The barrel selector uses the "dot-system," where one dot showing indicates the lower barrel will fire first and two dots showing indicates the upper barrel will fire first. The safety is activated by pulling the safety button straight back; however, the safety selector does not have to be pulled back into the safe position in order to switch which barrel fires first. The Fossari Sporting BSR uses ejectors to remove the fired shells from the chambers. For shells which are not shot, the extractor arm lifts them high enough so a shooter can easily grab them.

36 December 2022

The receiver on the Fossari Sporting BSR is blue with gold accents on both sides and the bottom. On each side of the receiver is the model "CRX9" in gold, and on the bottom is the name "FOSSARI" in gold. A gold crown is also on the bottom of the receiver and on the top lever.

The 32" non-ported barrels have a full-length vented side rib, and the top rib is adjustable at the muzzle end and at the receiver end. On each end there are five notches the rib can be adjusted to. Changing the rib position on either end is very easy using the tool provided to push back on a spring and manually move the rib to the correct location/notch. This adjustable rib pivots in the center, so when adjusting this type of rib, the shooter needs to adjust it like a teeter-totter (i.e., one up in front and one down in back). The rib itself is semi-wide and non-tapered. Atop the rib are two beads, a white Bradley-style bead at the muzzle end and a silver metal middle bead halfway down the rib. The FAIR Fossari Sporting BSR is also available in a 2mm fixed-rib model.

Both barrels of the Fossari Sporting BSR have a diameter of .735. The bottom barrel's constriction with Modified measured .714 while the top barrel's constriction with Improved Modified measured .709. The Fossari Sporting BSR comes with five extended chokes: Cylinder, Improved Cylinder, Modified, Improved Modified and Full. The chokes measure 3½" in total length with ¼" extending beyond the end of the barrel. The ends of these chokes are color-coded to indicate constriction as well as being marked with the corresponding letter(s), so they are easy to see without having to be removed from the shotgun.

On the Sunday after receiving the Fossari Sporting BSR, I had my monthly introductory shotgun clinic at Colorado Clays in Brighton, CO. I decided once the clinic was over, I would spend the rest of the day testing the shotgun. Before I got to the range, I put the adjustable rib in the middle notch at both the muzzle end and receiver end and set the comb height such that I would see a half-figure-eight (i.e., the middle bead was halfway into the front bead). At 15 yards using the Improved Modified choke in the bottom barrel, this setup yielded a 60/40 Point Of Impact (POI). Moving the Improved Modified to the top choke and using the same heavy 7½s, I saw the POI was the same.

Since I saw the top and bottom barrels had the same POI, I put the Improved Modified choke back into the bottom barrel and started changing the adjustable rib to see what effect each notch adjustment would have on POI. After a good hour of making changes one notch at a time and re-patterning, I found out each notch adjustment (on either end) resulted in a 5% pattern movement. At that point, I was anxious to break some clay targets, so I did one final pattern with the comb adjusted to give me a figure-eight bead alignment and set both notches back to their middle position. Seeing I had a POI of 70/30, I moved the muzzle rib adjustment down two notches to get the 80/20 POI I am used to shooting.

I went to the trap field with a box of Remington Gun Club light 8s to shoot singles. My adjustment to 80/20 POI was spot-on, and I proceeded to smoke 25 of the 25. With my confidence quite high, I moved the microphones back to the 27-yard line, swapped out the Improved

(Continued on page 38)

www.shotgunsportsmagazine.com

# Gray's AMARILLO, TX Shotgun Cache

Doug Gray • (806) 622-8142  
www.mynewshotgun.com



## Perazzi

### Top Tier Perazzi dealer

High Tech S 20 ga. 32" .....Coming soon  
High Tech S 32" 4/6 fixed chokes.....NIB  
High Tech 2020 RS Combo 34"/32".....NIB  
High Tech RS Combo 35"/32" .....NIB  
New MX 8 Helice & Sporters .....On Order  
High Tech 10 Combo used, RH or LH .....from \$16,899  
MX 3 Special Combo 34"/30", used .....\$7,295  
New High Tech 10 32" O/U barrel .....\$6,800  
MX 8 Sporting bbls. 32" and 30" .....IN STOCK  
MX Receivers & Forend Irons .....IN STOCK  
Triggers, release and pull .....Call

## Caesar Guerini

Elite Guns in stock  
Invictus III Case Colored Trap .....NIB  
Ellipse Curve 20 ga., 30" .....NIB  
Maxum Trap 34" Unsingle, used .....\$6,595  
Summit Ascent 30" .....IN STOCK

Summit Impact 32" RH or LH .....IN STOCK  
Summit Trap Compact 32"/30" .....Coming  
Summit Sporting 32" .....Coming  
Summit Trap Combo 34"/32" .....IN STOCK

## F.A.I.R.

Carrera Sport 30" or 32" .....from \$2,450  
Giovanna for ladies 30" .....\$1,630  
Racing and Racing II 30" or 32" .....from \$2,295  
Fossari 30" or 32", Boss Action, fixed & adjustable rib, coming soon.....MSRP \$5,995

## FabArm & Syren

NEW Syren shotguns for women .....IN STOCK  
Syren Tempio & Julia Sporting .....IN STOCK  
Fabarm Elos N2 Allsport .....IN STOCK  
Fabarm Elos N2 Trap Combo .....IN STOCK

## Others

Alfermann Single 34", 80/20% .....\$6,995

Alfermann Twin 30", 60/40 .....\$13,495  
Bowen Adj. Rib 34", RH Stock Lock .....\$8,995  
Browning 725, 34" Unsingle, adj. comb, GraCoil, ANIB .....SOLD  
Browning 725 Trap, 32" O/U, used .....\$2,345  
Browning Model 12, 28 gauge, DU Dinner Gun .....\$2,795  
Browning Ultra Sporter 30" .....\$1,395  
Krieghoff 32 San Remo with Gold inlays, K80 trigger .....\$7,495  
Krieghoff 32 San Remo with Gold inlays, Briley trigger .....\$5,995  
Krieghoff K 80 Parcour 32" Vintage Scroll .....Call  
Krieghoff K 80 Trap Spec 34" Pro Top Single barrel .....\$3,995  
Ljutic Monogun 34" mid-rib, release .....\$2,895  
Winchester Model 12 Ivory Hydra-coil, 1963 mfg. ....Call  
Winchester Super XI Trap 30" .....\$795



SUSIE GRAY  
(806) 622-8142



PLANO OR RX AND RELATED ACCESSORIES

Check out the New F.A.I.R. Fossari O/U.  
Fixed or Adjustable ribs, Boss action, Removable trigger group.  
We offer industry leading technical sales and service for your next target shotgun purchase.  
Where our customers send their friends.



(Continued from page 36)

Modified choke for the Full choke, and filled my pockets with Remington Gun Club heavy 7½s. Even with a score of 22 out of 25 from long yardage, I felt quite good and knew I was getting comfortable with the FAIR Fossari Sporting BSR.

After putting the microphones back at 16 yards, I put the Improved Modified choke in the top barrel, put the Improved Cylinder choke in the bottom barrel, and converted the machine to throw doubles. Using light 8s for the first shot and heavy 7½s for the second shot, I walked off the field with a 48 out of 50. The wind pushed down a left-hand target and pushed up a right-hand target which I missed (because I shot them where they should be not where they were due to the wind). Not bad!

At that time Curt and Katie Lackey showed up to shoot some sporting clays. Katie Lackey is a very accomplished clay target shooter, having won a significant number of tournaments in both skeet and sporting clays. In 2020 Katie was high lady in both the 5-Stand and main event at the Colorado State Sporting Clays Championships, then in 2021 she was high lady and C-class HOA at the NSSA Skeet World in 12 gauge. There was a time in her shooting career when she made the USA Shooting Team in skeet.

Since I like to shoot a 55/45 POI for sporting clays, I moved the comb down to get my half-figure-eight and adjusted the front rib to the second notch from the top. I also changed the chokes to have Improved Cylinder in the bottom barrel and Modified in the top barrel. Curt was testing some reloads with his 20-gauge shotgun, so Katie and I shared the FAIR Fossari Sporting BSR. After shooting all 15 stations at Colorado Clays, Katie shot a personal best of 95 out of a 100 with a gun she had never even seen before Station One and a POI set up to my liking.

A few stations really stood out to me on how the FAIR Fossari Sporting BSR performed. On Station 5, which has a springing teal and chandelle as a true pair, I shot the chandelle first then came up to the springing teal using a pre-mounted gun and had success on 5 out of the 6 targets. Katie (who always uses an off-the-shoulder mount given her background in International Skeet) shot the springing teal on its way up and then shot the chandelle as it peaked. She hit all 6. Station 9 was a report pair with a rabbit on a ramp from right-to-left followed by a target launched behind the

38 December 2022



shooting cage and dropping down in front of the shooter. I shoot rabbit targets with a low mount so I can see the rabbit target roll before I shoot it. The FAIR Fossari Sporting BSR came up to my face effortlessly, and I shot the rabbit as it got some air following the ramp. Then I lowered the gun from my face so I could see the dropping target clearly before I brought the 32" barrels down to smoke all four of the dropping targets. I had a 6 out of the 8 targets on that station, as I shot behind the rabbit twice. Katie hit 7 out of the 8 targets, as she shot in front of one rabbit.

Station 14 presented two incoming targets to be shot as a true pair launched from a tower to the left of the shooting cage. I shot this with an off-the-face mount and let the targets come in, shooting the trailing target first then the front target. I smashed all 6 targets on that station and liked the way the 32" barrels felt swinging through both targets. Katie also smashed all 6 targets on this station, but she shot them just a few feet after the targets were launched instead of letting them come in. Even with the tower being quite far away from the cage, the 32" barrels had no issue reaching out to break them quite well.

I asked Katie to give me her initial impressions of the FAIR Fossari Sporting BSR and this is what she said: "The recoil was nonexistent, the trigger pull

was beautiful, the gun balanced perfectly (feeling as if it moved to the target by itself), the grip felt great, the wood is gorgeous, and the gun feels as if it is very well-built."

After spending the day with the FAIR Fossari Sporting BSR, I can 100% see why my friend at Cabela's wants this to be his next shotgun. The excellent handling characteristics, along with the many features (e.g., removable trigger group, adjustable rib and trigger, adjustable comb, etc.) make this a very high-performing and extremely capable shotgun most shooters will find outstanding for any, maybe all, of the clay-target disciplines. And the MSRP of \$5,995 to \$6,811 will also be appealing to a lot of shooters' pocketbooks. **SS**

*Editor's note:* For more information on the FAIR Fossari Sporting BSR, see Gray's Shotgun Cache ads on pages 35 and 37 in this issue.

Mark H. Taylor has over 40 years of shooting experience. He has won many regional, state, national and international clay target competitions. He is the author of the book *Clay Target Shooting – The Mental Game* and co-author of the book *Break 'em All*. Mark is a NRA Certified Advanced International Shotgun Coach and a High-Performance Shotgun Coach for USA Shooting. He is a Caesar Guerini and Cabela's (in Thornton, CO) Pro Staff shooter, and teaches monthly beginner shotgun clinics at Colorado Clays in Brighton, CO, and travels nationally and internationally teaching coaching courses and working with world-class athletes. You can email him at [coloradotaylor@gmail.com](mailto:coloradotaylor@gmail.com).

[www.shotgunsportsmagazine.com](http://www.shotgunsportsmagazine.com)